


C9 94

The  
Local Government  
Boundary Commission  
for England

Mr R Farhall (Town Clerk)  
Rye Town Council  
Town Hall,  
Market Street  
Rye  
TN31 7LA



Dear Parish or Town Clerk,

### **ELECTORAL REVIEW OF EAST SUSSEX COUNTY AND DISTRICTS**

The Commission wrote to you on 22 September 2015 informing you that the Local Government Boundary Commission for England had formally started an electoral review of East Sussex County Council and the five districts across the county.

Since 22 September 2015 and until 30 November, the Commission has been inviting proposals for new divisions and warding arrangements across the five districts and East Sussex County Council.

There is still time for you to have your say on where divisions and warding arrangements should be located. More information can be found on our website at <http://www.lgbce.org.uk/current-reviews/south-east/east-sussex/east-sussex-county-council>. You can also view interactive maps of the county, draw your own boundaries and have your say at our specialist consultation portal at: [www.consultation.lgbce.org.uk](http://www.consultation.lgbce.org.uk)

You can have your say by contacting us through one of the methods below:


Email – [reviews@lgbce.org.uk](mailto:reviews@lgbce.org.uk)

Post – LGBCE, 14<sup>th</sup> Floor  
Millbank Tower,  
21-24 Millbank  
London  
SW1P 4QP

Consultation portal - <https://consultation.lgbce.org.uk/>

Please note that the interests of transparency, copies of the all representations we receive during this review will be placed on our website. We remove any personal identifying information such as signatures and private residential addresses prior to placing any submissions in the public domain.

Yours sincerely

A handwritten signature in black ink, appearing to read 'T. Bowden', written in a cursive style.

**Tim Bowden**  
**Review Manager**  
[reviews@lgbce.org.uk](mailto:reviews@lgbce.org.uk)  
0330 500 1525

The  
Local Government  
Boundary Commission  
for England

Mr R Farhall (Town Clerk)  
Rye Town Council  
Town Hall,  
Market Street  
Rye  
TN31 7LA

22 September 2015

Dear Parish or Town Clerk,

**ELECTORAL REVIEW OF EAST SUSSEX COUNTY AND DISTRICTS**

The Local Government Boundary Commission for England has formally started an electoral review of East Sussex County Council and the five district councils across the county.

The purpose of this letter is to inform you of the review and seek your views on new ward and electoral division boundaries for each council in East Sussex.

**What is an electoral review?**

The electoral review will recommend new electoral arrangements for East Sussex County Council, Eastbourne Borough Council, Hastings Borough Council, Lewes District Council, Rother District Council and Wealden District Council. In particular, it will propose:

- The total number of councillors elected to each council in the future.
- The number of wards and divisions.
- The number of councillors representing each ward and division.
- Ward and division boundaries.
- Names of wards and divisions.

For parishes, the review can recommend changes to the electoral arrangements of parish and town councils i.e. the number, names and boundaries of parish wards and the number of parish councillors for each parish ward. However, this is only in circumstances where the parished area is to be divided between wards or divisions. Even in these circumstances, the Commission will not normally recommend any change to the number of councillors to be elected to a parish or town council. The Commission has no power to consider changes to the external boundaries of a parish or the creation of new parishes.

## When?

Today, 22 September 2015, is the start of a 10 week public consultation during which the Commission is inviting proposals for new divisions and warding arrangements. The consultation will close on 30 November 2015. After considering all representations made during this consultation, the Commission intends to publish draft recommendations in March 2016. There will then be a further period of consultation on the draft recommendations. Final recommendations are expected to be published in September 2016. The new electoral arrangements will come into effect at the next scheduled local elections following completion of the review: in 2017 for East Sussex County Council, 2018 for Hastings and 2019 for the other districts.

## How to get involved?

This is a public consultation and we welcome views from individuals and organisations across the county on where they think district ward and county division boundaries should be drawn.

To help you produce your own pattern of wards or divisions, the following table summarises the framework within which the Commission will seek to draw up its recommendations. The table includes the total number of councillors we recommend should be elected to each council and how many county councillors will be allocated to each district. The table also includes the number of voters that should be included in a ward or division depending on the number of councillors elected to the ward. For example, if you wish to put forward a proposal for an electoral division which elects one county councillor, it should include roughly 8651 voters.

Local Authority	No. of district cllrs	No. of county cllrs	Electors per district cllr	Electors per county cllr	Notes
East Sussex County Council	N/A	50	N/A	8651	Possible mixed pattern of divisions (single- or multi-member)
Eastbourne Borough Council	27	9	2844	8651	Possible mixed pattern of wards (one-, two- or three-member wards)
Hastings Borough Council	32	8	2065	8651	Presumption in favour of two-member wards to reflect electoral cycle
Lewes District Council	41	9	1993	8651	Possible mixed pattern of wards (one-, two- or three-member wards)
Rother District Council	38	9	2027	8651	Possible mixed pattern of wards (one-, two- or three-member wards)
Wealden District Council	45	15	2909	8651	Possible mixed pattern of wards (one-, two- or three-member wards)

In drawing up a pattern of wards and electoral divisions, the Commission must balance three criteria, which are set out in law, namely:

- To deliver electoral equality where each councillor represents roughly the same number of electors as others in that local authority.
- That the pattern of wards and divisions should, as far as possible, reflect the interests and identities of local communities.
- That the electoral arrangements should provide for effective and convenient local government.

We are asking local people and organisations for their views as to the best pattern of wards and divisions for the county which meet the requirements set out above.

The Commission will treat all submissions equally and will judge each case on its merits and against the statutory criteria. If you wish to put forward a view, we would also urge you to ensure that your submission is supported by evidence. For example, if you wish to argue that two parishes should be included in the same electoral division or ward, make sure you tell the Commission why they should be together, providing evidence about community facilities, ties, organisations and amenities, rather than simply asserting that they belong together.

There is plenty more advice on our website about how you can get involved in the consultation and put your views forward. Log on to [www.lgbce.org.uk](http://www.lgbce.org.uk) to find out more and to see the web pages we have created for each of East Sussex's six local authorities. The website also includes technical guidance that explains the process and our policies as well as guidance on how to take part in each part of the process.

You can also access interactive maps of the current boundaries across the county on our specialist consultation portal. The portal also allows you to draw your own boundaries, mark areas of interest on the map and upload documents directly to the site. Log on to [www.consultation.lgbce.org.uk](http://www.consultation.lgbce.org.uk) to access the portal or find it via our main website.

The Commission will draw up new boundaries for district wards and county divisions across East Sussex. However, if you only wish to comment on a small part of the county, we welcome your views and will consider them before drawing up draft recommendations.

## **Get in touch**

We encourage as many people and organisations as possible to get involved with the consultation and we encourage local organisations and parish councils to engage their local networks and communities in the review.

View interactive maps of the county, draw your own boundaries and have your say at our specialist consultation portal at: [www.consultation.lgbce.org.uk](http://www.consultation.lgbce.org.uk).

Find out more about the review at: [www.lgbce.org.uk](http://www.lgbce.org.uk).

Email your views to: [reviews@lgbce.org.uk](mailto:reviews@lgbce.org.uk).


Follow us on Twitter at: [@lgbce](https://twitter.com/lgbce).

Write to:           Review Officer (East Sussex)  
                          Local Government Boundary Commission for England  
                          14<sup>th</sup> Floor Millbank Tower,  
                          Millbank  
                          London  
                          SW1P 4QP

This phase consultation closes on 30 November 2015. We will write to you again when we open our consultation on draft recommendations.

Please note that the interests of transparency, copies of the all representations we receive during this review will be placed on our website. We remove any personal identifying information such as signatures and private residential addresses prior to placing any submissions in the public domain.

Yours sincerely



**Tim Bowden**  
**Review Manager**  
[reviews@lgbce.org.uk](mailto:reviews@lgbce.org.uk)  
0330 500 1525